

Strengthening Electoral Integrity¹

PIPPA NORRIS²

This report draws upon the fifth release of the Perceptions of Electoral Integrity dataset (PEI 5.0), in May 2017; using dataset that compares the views of 2,709 experts who have evaluated electoral integrity in 158 countries holding 241 national elections from 1 July 2012 to 31 December 2016.

CONTENIDO

The global map of electoral integrity	1
Perceptions of electoral integrity.....	2
Global comparison: overview of electoral integrity	3
The electoral integrity project and liberal democracy	5

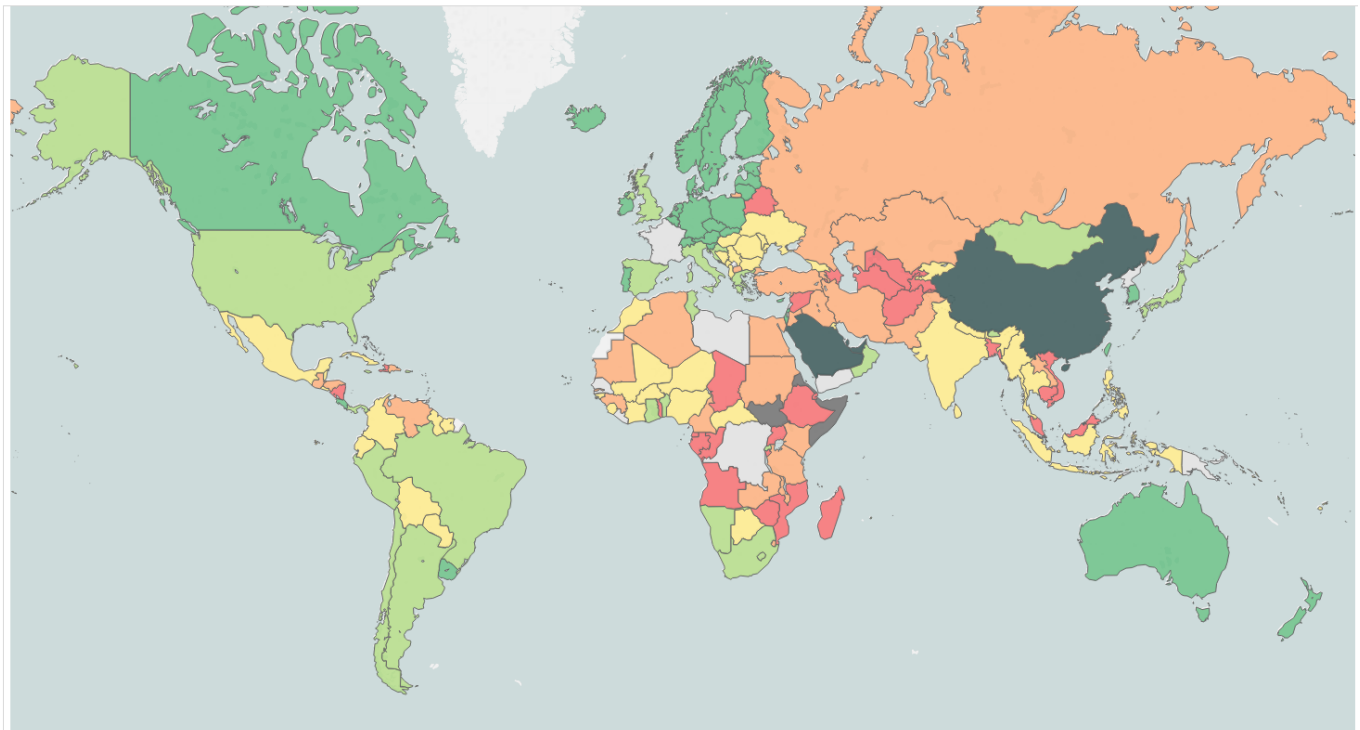
THE GLOBAL MAP OF ELECTORAL INTEGRITY

This map presents the updated global map of electoral integrity, which shows Mexico under the moderate (57) category of the Perceptions of Electoral Integrity (PEI) Index.

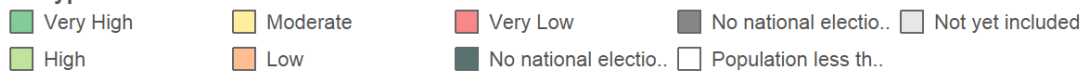
¹ Síntesis elaborada por: Karen Reiter.

² Pippa Norris (2017): “Strengthening Electoral Integrity.” Cambridge University Press.

PERCEPTIONS OF ELECTORAL INTEGRITY BY COUNTRY (2012-2016)



PEI type



(Very High: 70+ High: 60-69 Moderate: 50-59 Low: 40-49 Very Low: less than 40)

PERCEPTIONS OF ELECTORAL INTEGRITY

This Index shows the comparisons of countries ranked by the Perceptions of Electoral Integrity (PEI) Index by global region. It is based on the fifth Perceptions of Electoral Integrity dataset (PEI 5.0), released in May 2017, which compares the views of **2,709 experts** who have evaluated electoral integrity in **158 countries holding 241 national elections from 1 July 2012 to 31 December 2016.**

In this Index Mexico has a **57 PEI index** within the Americas global region. The highest ranking in the Americas region is **Costa Rica, with a 81 PEI Index**, while the lowest is **Haiti with a 31 PEI Index.**

N&W Europe		Americas		C&E Europe		Asia-Pacific		Middle East & North Africa		Africa	
Country	PEI index	Country	PEI index	Country	PEI index	Country	PEI index	Country	PEI index	Country	PEI index
Denmark	86	Costa Rica	81	Estonia	79	New Zealand	76	Israel	74	Cape Verde*	70
Finland	86	Uruguay	75	Lithuania*	78	Korea, Rep.*	74	Tunisia	67	Benin*	69
Norway	83	Canada	75	Slovenia	77	Taiwan*	73	Oman	61	Ghana*	65
Iceland*	83	Brazil	68	Czech Rep.	76	Australia*	70	Morocco*	56	Mauritius	64
Sweden	81	Jamaica*	67	Slovak Rep.*	75	Japan*	68	Kuwait*	54	Rwanda	64
Germany	80	Chile	66	Poland	74	Tonga	68	Iran*	49	South Africa	63
Netherlands	79	Grenada	66	Latvia	72	Mongolia*	64	Jordan*	49	Lesotho	63
Switzerland	78	Argentina	64	Croatia*	65	Vanuatu*	63	Turkey	48	Namibia	60
Austria*	77	Barbados	63	Georgia*	59	Micronesia	62	Iraq	44	Botswana	58
Portugal*	75	Peru*	62	Bulgaria*	57	Bhutan	61	Algeria	43	Sierra Leone	56
Belgium	71	United States*	61	Moldova*	57	India	59	Egypt	43	Cote d'Ivoire*	56
Ireland*	71	Panama	61	Hungary	56	Solomon Islands	57	Bahrain	38	Guinea-Bissau	54
Cyprus*	70	Colombia	59	Romania*	56	Maldives	57	Syria*	25	Burkina Faso	53
Spain*	69	Mexico	57	Albania	54	Indonesia	57			Nigeria	53
Italy	67	Cuba	56	Kyrgyzstan	54	Samoa*	55			Central African Rep.*	53
Greece	66	Bolivia	56	Bosnia	53	Myanmar	54			Mali	53
Malta	65	Paraguay	55	Serbia*	52	Nepal	53			SaoTome & Principe*	53
UK	65	Ecuador	55	Montenegro*	51	Fiji	53			Niger*	52
		El Salvador	54	Ukraine	51	Singapore	53			The Gambia*	48
		Belize	54	Macedonia*	48	Thailand	52			Malawi	48
		Guyana	53	Kazakhstan*	45	Sri Lanka	52			Cameroon	46
		Suriname	51	Russia*	44	Philippines*	52			Swaziland	46
		Guatemala	48	Armenia	44	Pakistan	49			Comoros*	45
		Venezuela	45	Belarus*	39	Laos*	48			Zambia*	44
		Honduras	45	Uzbekistan*	39	Bangladesh	39			Mauritania	44
		Dominican Rep.*	44	Turkmenistan	38	Malaysia	35			Tanzania	44
		Nicaragua*	36	Tajikistan	36	Vietnam*	34			Sudan	43
		Haiti*	31	Azerbaijan	35	Cambodia	32			Guinea	42
						Afghanistan	32			Kenya	41
										Madagascar	39
										Togo	38
										Uganda*	37
										Zimbabwe	35
										Angola	35
										Mozambique	35
										Gabon*	34
										Chad*	30
										Djibouti*	30
										Congo, Rep.*	28
										Eq. Guinea*	25
										Burundi	24
										Ethiopia	23
Regional mean	75		57		56		55		50		47

* = election in 2016
Source: PEI-5.0

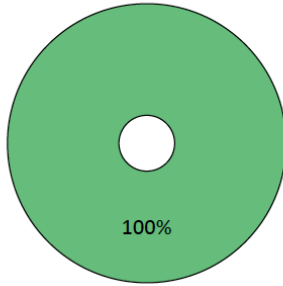
Key: = Very High / High (60+) = Moderate (50-59) = Low / Very Low (less than 50)

GLOBAL COMPARISON: OVERVIEW OF ELECTORAL INTEGRITY

As shown in the report, these graphs show the PEI Index of each global region. They are shown here with the description of each region, so it is easier to compare. Overall, the Northern and Western Europe and the Americas are the regions with the most positive scores in electoral integrity, while Sub-Saharan Africa the region with most challenges.

N&W Europe

Very High/High Moderate Low/Very Low

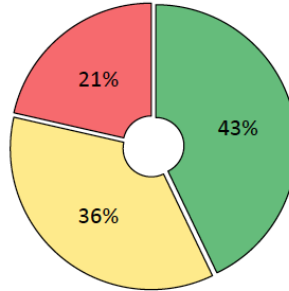


Northern and Western Europe.

In the worldwide comparisons, out of 18 states in Western and Northern Europe, 13 (72%) were rated very highly in electoral integrity, with the remainder classified as high.

Americas

Very High/High Moderate Low/Very Low

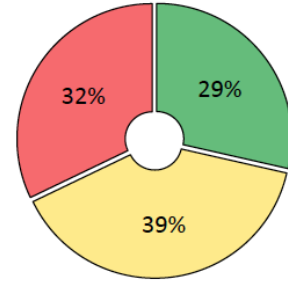


The Americas.

Among countries in the Americas, three ranked as very high in electoral integrity (Costa Rica, Uruguay, and Canada), while 9 rated as high, 10 as moderate, 4 as low, and 2 as very low, with contests in the Dominican Republic, Nicaragua, and Haiti rated worst in the region.

C&E Europe

Very High/High Moderate Low/Very Low

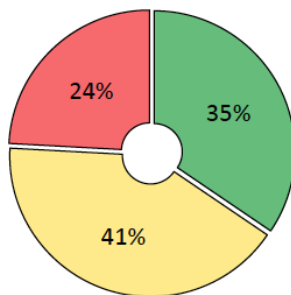


Central and Eastern Europe.

Of the 28 nation states in Central and Eastern Europe, 8 were rated highly in electoral integrity, 11 were moderate and 9 were rated as low. The major contrasts in the region can be illustrated by comparing the cases of Russia, ranked 120th worldwide, and Lithuania, ranked 11th.

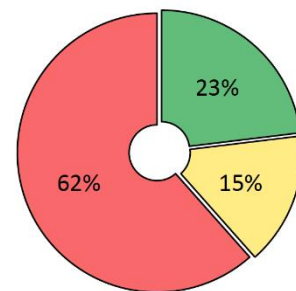
Asia-Pacific

Very High/High Moderate Low/Very Low



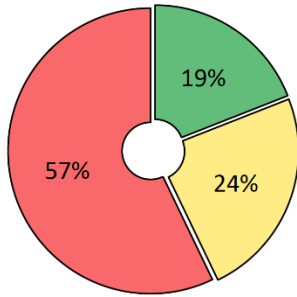
Middle East & North Africa

Very High/High Moderate Low/Very Low



Sub-Saharan Africa

■ Very High/High ■ Moderate ■ Low/Very Low



Asia Pacific.

In Asia-Pacific, out of 29 countries, 4 were rated as very high in electoral integrity, (including contests during 2016 in the Republic of Korea and Australia), 6 were scored as high, 12 as moderate, 2 as low, while 5 were given very low ratings (including Vietnam in 2016).

Middle East and North Africa.

A The Middle East and North Africa is a region where elections have spread in recent decades but nevertheless the quality of these contests face many challenges. 2016 saw new national elections in Morocco, Kuwait, Iran, Jordan and Syria. In the region, only three cases were rated very high or high in electoral integrity (Israel, Tunisia, Oman), and 8 were rated low or very low. The Syrian contest in April 2016, in particularly, is rated 3rd worst worldwide (after Burundi and Ethiopia).

Sub-Saharan Africa.

Of the 42 states in Sub-Saharan Africa, only one (Cape Verde) was rated very highly in electoral integrity, while 7 (including the 2016 elections in Benin and Ghana) were rated highly. 10 were moderate, and two dozen were rated low or very low in integrity. The illustrative cases of Gabon and the Gambia show the problems, which commonly destabilize contests in the region.

THE ELECTORAL INTEGRITY PROJECT AND LIBERAL DEMOCRACY

Electoral malpractices often focus on problems of corruption and coercion, which are some of the most serious flaws with the capacity to eviscerate public confidence in the electoral process, to weaken the legitimacy of the outcome, and to undermine regime stability.

Sub-dimensions of electoral integrity by country

The PEI does not seek to measure democracy in itself, but instead to observe whether contests meet

international standards of electoral rights and practices. The following chart compares the PEI by country along with the varieties of democracy measure of liberal democracy. Mexico is listed as number 65 out of 158 countries.

Rank	Country	Type	PEI Index	Electoral laws	Electoral procedures	District bound.	Voter registr.	Party registr.	Media coverage	Campaign finance	Voting process	Vote count	Results	Electoral authorit.
1	Denmark	Leg	86	91	98	84	94	90	72	72	79	97	93	93
2	Finland	Leg	86	80	98	72	95	93	70	70	83	99	96	96
3	Norway	Leg	83	80	92	72	86	84	67	73	81	97	92	91
4	Iceland	Both	83	79	88	68	92	85	67	71	84	96	91	90
5	Sweden	Leg	81	79	90	80	88	79	61	66	80	93	88	94
6	Costa Rica	Pres	81	80	97	59	75	79	57	65	81	99	94	97
7	Germany	Leg	80	77	89	74	82	83	67	70	78	94	88	84
8	Estonia	Leg	79	75	84	71	89	76	69	58	89	87	86	82
9	Netherlands	Leg	79	91	91	69	85	78	61	62	75	88	88	88
10	Switzerland	Leg	78	77	89	73	88	81	63	40	82	93	92	91
11	Lithuania	Both	78	87	82	76	77	85	67	64	73	87	84	79
12	Austria	Both	77	83	81	73	79	75	63	68	80	90	77	82
13	Slovenia	Both	77	74	83	65	90	74	59	63	80	93	78	86
14	Czech Rep.	Both	76	81	85	71	87	78	57	59	69	93	85	83
15	New Zealand	Leg	76	71	95	66	54	83	55	56	78	87	89	88
16	Uruguay	Pres	75	91	94	73	78	72	65	58	56	92	94	84
17	Canada	Leg	75	51	90	78	55	74	63	68	73	89	87	89
18	Slovak Rep.	Both	75	72	84	68	79	81	65	56	71	87	85	80
19	Portugal	Both	75	77	89	67	49	79	57	62	73	92	88	85
20	Poland	Both	74	79	85	74	77	75	54	61	74	85	82	81
21	Rep. of Korea	Both	74	53	87	63	85	71	55	63	76	92	83	83
22	Israel	Leg	74	76	92	65	78	76	58	61	57	91	88	86
23	Taiwan	Pres	73	65	94	65	84	83	61	51	54	94	86	88
24	Latvia	Leg	72	72	83	71	66	72	61	56	69	88	77	78
25	Belgium	Leg	71	66	81	60	77	73	64	64	67	79	79	77
26	Ireland	Leg	71	77	90	70	31	82	61	57	60	89	87	77
27	Cape Verde	Both	70	80	87	54	59	73	68	55	63	80	81	78
28	Australia	Leg	70	65	89	72	58	74	46	53	72	82	74	88
29	Cyprus	Both	70	71	85	66	71	66	53	49	67	87	87	78
30	Benin	Both	69	85	82	74	53	70	66	38	58	90	78	87
31	Spain	Leg	69	40	84	58	75	74	50	54	63	91	92	81
32	Japan	Leg	68	55	84	54	75	68	54	58	64	82	78	75
33	Tonga	Leg	68	74	67	71	58	76	56	46	69	86	65	77
34	Brazil	Pres	68	74	87	69	76	62	48	38	66	92	64	82
35	Tunisia	Both	67	77	81	73	48	73	56	45	63	83	71	78
36	Jamaica	Leg	67	72	87	68	60	73	61	44	46	85	76	82
37	Italy	Leg	67	44	86	66	74	66	53	49	63	80	76	79
38	Greece	Leg	66	47	90	54	67	65	51	44	60	87	87	80
39	Chile	Pres	66	54	89	53	54	65	53	48	53	89	90	88
40	Grenada	Leg	66	62	93	55	55	81	41	20	56	92	92	88

Rank	Country	Type	PEI Index	Electoral laws	Electoral procedures	District bound.	Voter registr.	Party registr.	Media coverage	Campaign finance	Voting process	Vote count	Results	Electoral authorit.
41	Malta	Leg	65	50	86	53	63	68	45	39	66	89	79	78
42	Ghana	Pres	65	80	70	65	53	80	62	38	54	84	64	73
43	United Kingdom	Leg	65	37	85	43	61	65	39	57	71	86	73	79
44	Croatia	Both	65	62	75	50	54	63	50	56	62	83	84	72
45	Mongolia	Both	64	53	73	57	66	64	55	43	65	88	73	71
46	Mauritius	Leg	64	64	90	54	72	60	47	32	58	87	78	78
47	Argentina	Leg	64	69	78	59	65	70	55	38	61	74	76	67

48	Rwanda	Leg	64	62	71	59	70	60	54	58	60	71	77	65
49	South Africa	Leg	63	74	78	67	52	60	57	35	62	76	72	71
50	Vanuatu	Leg	63	75	69	60	25	72	68	41	58	73	72	78
51	Lesotho	Leg	63	80	82	71	48	59	47	38	55	77	75	75
52	Barbados	Leg	63	67	70	65	54	58	63	32	57	81	79	71
53	Peru	Both	62	64	50	58	74	59	53	44	63	84	75	63
54	Micronesia	Leg	62	64	68	65	45	69	60	36	63	71	69	68
55	United States	Both	61	36	72	14	40	78	59	48	68	79	69	72
56	Panama	Pres	61	55	77	53	68	65	54	24	64	76	64	71
57	Oman	Leg	61	56	80	49	61	58	53	41	61	74	77	59
58	Bhutan	Leg	61	52	75	61	45	46	66	57	57	66	69	74
59	Namibia	Pres	60	67	62	69	55	70	53	34	56	64	80	68
60	Colombia	Both	60	65	75	60	41	65	50	38	48	79	73	77
61	Georgia	Both	60	61	70	52	55	55	52	42	57	76	73	66
62	India	Leg	59	72	72	58	39	57	55	33	53	72	67	77
63	Botswana	Leg	58	37	83	48	57	67	36	16	61	76	77	74
64	Bulgaria	Both	57	63	63	61	42	66	47	39	54	74	64	64
65	Mexico	Both	57	54	71	62	69	53	50	38	50	79	50	64
66	Solomon Isl.	Leg	57	74	66	72	42	59	62	30	41	72	63	69
67	Maldives	Both	57	59	69	53	48	60	52	40	56	66	71	52
68	Indonesia	Both	57	60	62	64	40	65	53	34	56	68	54	67
69	Moldova	Both	57	51	64	63	52	57	43	34	59	79	59	60
70	Morocco	Leg	56	73	70	65	40	50	59	39	42	72	72	57
71	Hungary	Leg	56	30	69	30	68	58	33	38	65	81	73	59
72	Cuba	Leg	56	28	76	42	73	61	38	42	50	67	88	56
73	Sierra Leone	Pres	56	67	79	40	66	63	30	32	55	62	63	72
74	Ivory Coast	Both	56	66	73	38	51	62	44	32	50	74	66	64
75	Romania	Both	56	49	64	51	34	61	41	44	52	76	74	61
76	Bolivia	Pres	56	55	64	54	45	61	55	33	58	62	70	52
77	Samoa	Leg	55	33	67	63	36	54	59	35	53	74	61	66
78	Paraguay	Pres	55	63	70	59	45	54	40	24	51	74	79	57
79	Ecuador	Pres	55	42	65	38	59	57	43	37	63	68	67	52
80	Albania	Leg	54	52	65	57	60	49	47	27	46	76	78	56
81	Guinea-Bissau	Pres	54	63	67	53	50	55	55	31	49	65	58	60
82	Kyrgyzstan	Leg	54	54	64	54	44	43	52	38	53	71	65	59
83	Myanmar	Leg	54	42	72	54	30	40	49	34	56	74	70	69
84	El Salvador	Both	54	56	62	60	50	60	46	35	55	67	48	58
85	Kuwait	Leg	54	38	69	48	60	57	52	26	55	72	53	59
86	Belize	Leg	54	43	64	39	43	59	53	29	51	68	64	69
87	Nepal	Leg	53	73	63	58	45	57	52	35	42	66	46	66
88	Fiji	Leg	53	31	73	50	60	49	37	32	63	65	59	62
89	Burkina Faso	Both	53	63	71	41	47	52	61	26	40	70	60	65
90	Nigeria	Leg	53	75	66	62	42	60	49	20	30	73	68	70
91	Guyana	Leg	53	43	77	49	61	63	36	30	48	66	44	74
92	Central Afr. Rep.	Pres	53	65	52	46	34	43	58	49	46	66	69	55

Rank	Country	Type	PEI Index	Electoral laws	Electoral procedures	District bound.	Voter registr.	Party registr.	Media coverage	Campaign finance	Voting process	Vote count	Results	Electoral authorit.
------	---------	------	-----------	----------------	----------------------	-----------------	----------------	----------------	----------------	------------------	----------------	------------	---------	---------------------

93	Bosnia	Pres	53	39	68	40	50	42	46	35	52	66	73	66
94	Singapore	Leg	53	27	77	14	77	46	33	35	60	68	75	58
95	Mali	Pres	53	61	62	49	26	51	54	39	45	69	66	58
96	S. Tome & Princ.	Both	53	64	72	51	46	58	41	27	46	64	61	61
97	Thailand	Leg	52	79	44	71	60	55	47	49	49	64	38	36
98	Serbia	Leg	52	48	64	57	36	55	36	37	54	66	62	55
99	Niger	Pres	52	75	56	69	34	45	44	28	49	74	43	66
100	Sri Lanka	Both	52	58	70	50	47	48	38	24	48	69	58	68
101	Philippines	Both	52	56	64	54	34	62	54	23	45	68	52	61
102	Montenegro	Both	51	64	58	60	38	60	44	25	51	67	55	46
103	Ukraine	Both	51	56	59	53	40	52	48	33	50	58	61	56
104	Suriname	Leg	51	48	66	49	49	62	39	27	48	56	65	52
105	Iran	Both	50	31	68	50	63	25	46	34	52	58	75	52
106	Pakistan	Leg	50	68	57	51	53	38	59	36	37	62	45	60
107	Jordan	Leg	49	38	68	35	46	57	50	32	46	56	47	64
108	Gambia	Pres	48	25	76	54	40	53	30	28	45	67	42	69
109	Guatemala	Pres	48	46	62	60	33	38	41	20	37	76	63	67
110	Macedonia	Both	48	46	56	50	28	56	33	32	50	66	52	51
111	Malawi	Pres	48	70	49	61	31	69	49	17	42	50	44	55
112	Turkey	Both	48	31	63	46	53	48	27	26	47	67	68	50
113	Laos	Leg	48	16	67	58	56	40	23	43	45	57	86	38
114	Cameroon	Leg	46	47	59	33	43	49	39	23	37	67	52	63
115	Swaziland	Leg	46	24	64	29	48	33	47	38	45	63	56	49
116	Kazakhstan	Both	45	32	53	48	51	37	33	34	51	55	64	42
117	Comoros	Both	45	68	47	51	27	55	51	26	32	66	45	46
118	Venezuela	Both	45	38	49	42	48	59	31	23	51	53	60	40
119	Honduras	Pres	45	38	51	45	41	59	36	29	47	67	30	45
120	Russia	Leg	44	35	43	49	53	43	33	34	54	39	64	40
121	Zambia	Pres	44	57	52	59	36	52	31	27	38	53	44	53
122	Dominican Rep.	Pres	44	42	50	56	54	49	39	17	46	55	40	45
123	Iraq	Leg	44	43	53	40	38	45	46	19	48	50	54	47
124	Mauritania	Both	44	51	47	44	25	42	50	30	45	50	41	52
125	Armenia	Pres	44	54	49	47	28	51	50	31	38	60	30	41
126	Tanzania	Pres	44	33	60	44	32	54	43	23	43	56	39	46
127	Algeria	Pres	43	25	48	41	43	36	44	26	51	60	49	35
128	Sudan	Pres	43	27	49	42	38	47	37	26	44	55	58	42
129	Egypt	Both	43	28	55	39	42	40	31	23	48	56	57	43
130	Guinea	Both	42	45	37	35	23	56	47	22	41	57	48	40
131	Kenya	Pres	41	70	31	52	17	58	63	19	33	36	55	26
132	Madagascar	Pres	40	36	42	33	18	48	44	20	36	58	45	49
133	Belarus	Both	40	27	44	58	44	41	29	28	47	34	56	31
134	Uzbekistan	Both	39	26	54	50	37	27	23	23	42	48	75	29
135	Bangladesh	Leg	39	42	46	42	45	39	49	23	27	49	40	36
136	Togo	Both	38	34	41	28	24	47	49	28	42	39	37	40
137	Turkmenistan	Leg	38	20	55	47	42	30	20	24	37	46	71	34
138	Bahrain	Leg	38	18	44	21	32	39	35	26	46	51	55	31
139	Uganda	Pres	37	33	35	32	33	52	42	14	32	55	41	41
140	Nicaragua	Pres	36	31	40	49	41	36	47	28	32	35	43	26
141	Tajikistan	Both	36	18	44	42	25	27	31	23	39	49	57	35
142	Malaysia	Leg	35	15	43	10	21	48	22	21	56	44	42	32
143	Zimbabwe	Leg	35	27	29	31	15	50	33	26	36	46	49	32
144	Azerbaijan	Both	35	35	31	42	42	38	24	19	40	40	51	26

Rank	Country	Type	PEI Index	Electoral laws	Electoral procedures	District bound.	Voter registr.	Party registr.	Media coverage	Campaign finance	Voting process	Vote count	Results	Electoral authorit.
145	Angola	Leg	35	28	37	45	22	46	31	22	36	36	44	35
146	Mozambique	Pres	35	37	38	46	26	42	34	20	38	32	37	33
147	Vietnam	Leg	34	14	41	39	36	27	20	26	41	40	55	35
148	Gabon	Pres	34	33	34	33	49	62	26	18	38	34	21	19
149	Cambodia	Leg	32	29	38	33	13	38	28	18	35	57	25	28
150	Afghanistan	Pres	32	48	24	43	20	32	60	22	29	23	26	26
151	Haiti	Both	31	41	26	42	23	39	51	17	21	38	24	30
152	Chad	Pres	30	42	19	35	33	33	27	10	37	35	35	31
153	Djibouti	Both	30	22	36	41	26	24	29	17	31	33	39	28
154	Congo, Rep.	Both	28	22	26	36	17	39	25	11	37	32	34	19
155	Eq. Guinea	Both	25	16	23	36	27	28	13	14	26	29	54	19
156	Syria	Both	25	9	25	35	17	22	16	9	26	30	63	22
157	Burundi	Both	24	28	15	34	16	29	25	11	25	38	23	21
158	Ethiopia	Leg	23	14	21	35	30	28	21	19	23	17	40	12

Source: The Perceptions of Electoral Integrity expert survey (PEI 5.0), country-level